




**EXERCICES
DE
STYLE**



EXERCICES DE STYLE

NB DE JOUEURS :

 2 minimum + 1 animateur

DURÉE : ⌚ 20 à 30 mn

BUT DU JEU

S'exprimer en utilisant différents styles langagiers.

RÈGLE DU JEU

Un joueur pioche 2 cartes :
une situation, un personnage. Il décrit
la situation avec des phrases courtes.
Il peut désigner un autre joueur
pour lui donner la répartie.
Personne ne gagne. C'est un jeu
de compréhension de la langue
française. Il est coopératif.

RÔLE DE L'ANIMATEUR

Il aide à la compréhension de la situation. Il questionne sur la prestation du joueur.

Il aborde les notions de préjugés, de stigmatisation.

POUR ALLER PLUS LOIN...

Possibilité d'inventer d'autres personnages et d'autres situations.

FICHE RESSOURCES :

1, 2, 4 et 6

OBJECTIFS LINGUISTIQUES

APPRENDRE ET COMPRENDRE LES MOTS

Enrichir son vocabulaire	X
Développer le lexique de la description physique, des émotions, des attitudes	
Développer le lexique de l'art	
Développer le vocabulaire de la laïcité, des religions, de la citoyenneté	
Apprendre l'origine géographique des mots	
Distinguer le sens propre du sens figuré	
Exprimer des synonymes, des paraphrases	X

COMPRENDRE UN ÉNONCÉ

Identifier les caractéristiques morphologiques des mots	
Identifier la catégorie grammaticale des mots	
Extraire les informations utiles d'un document sonore	
Repérer les marqueurs linguistiques	X

PARLER DE FAÇON STRUCTURÉE	Produire un énoncé structuré	X
	Co-construire un énoncé en temps réel	
	Comprendre et produire la structure syntaxique des définitions	
	Comprendre et maîtriser les connecteurs (logiques, chronologiques)	
DÉBATTRE ET COMMUNIQUER AVEC L'AUTRE	Développer le vocabulaire et la structure de l'argumentation	X
	Donner son avis, débattre	
	Accéder aux conventions de prise de parole	X
	Utiliser les règles de politesse courantes	X

The image features a solid pink background with a repeating black zigzag pattern. The pattern consists of multiple rows of sharp, downward-pointing triangles, creating a rhythmic, geometric design. The zigzag lines are thick and black, contrasting sharply with the light pink background.

PERSOPPAGE



ARISTOCRATE

The image features a solid pink background with a repeating black zigzag pattern. The pattern consists of multiple rows of connected 'V' shapes, creating a rhythmic, geometric texture. The zigzag lines are thick and black, contrasting sharply with the light pink background. The pattern covers the entire page, with the text centered in the middle.

PERSOPPAGE



CONCIERGE

The image features a solid pink background with a repeating black zigzag pattern. The pattern consists of multiple rows of connected 'V' shapes, creating a rhythmic, geometric texture. The zigzag lines are thick and black, contrasting sharply with the light pink background. The pattern covers the entire page, with the text centered in the middle.

PERSOPPAGE



ROUTIER(E)

The image features a solid pink background with a repeating black zigzag pattern. The pattern consists of multiple rows of connected 'V' shapes, creating a rhythmic, geometric texture. The zigzag lines are thick and black, contrasting sharply with the light pink background. The pattern covers the entire page, with the text centered in the middle.

PERSOPPAGE



**HOMME
OU FEMME
POLITIQUE**

The image features a solid pink background with a repeating black zigzag pattern. The pattern consists of multiple rows of sharp, downward-pointing triangles, creating a rhythmic, geometric design. The zigzag lines are thick and black, contrasting sharply with the light pink background.

PERSOPPAGE



**JEUNE
DE BANLIEUE**

The image features a repeating black zigzag pattern on a light pink background. The zigzag lines are thick and create a rhythmic, geometric design that covers the entire page. In the center of the page, the word "PERSONPAGE" is written in a bold, black, sans-serif font.

PERSONPAGE



**ΡΗΥΣΗΠ(ΠΕ)
RETRAITÉ(Ε)**

The image features a solid pink background with a repeating black zigzag pattern. The pattern consists of multiple rows of connected 'V' shapes, creating a rhythmic, geometric texture. The zigzag lines are thick and black, contrasting sharply with the light pink background. The pattern covers the entire page, with a central area where the text is placed.

PERSOHPAGE

The image features a solid red background. In the center, there is a large white circle. A thick black zigzag line passes behind the circle, extending from the left edge to the right edge of the frame. The text is centered within the white circle.

**PROFESSEUR(E)
DE FRANÇAIS**

The image features a solid pink background with a repeating black zigzag pattern. The pattern consists of multiple rows of sharp, downward-pointing triangles, creating a rhythmic, textured effect. The zigzag lines are thick and black, contrasting sharply with the light pink background.

PERSOPPAGE



**REFUGIÉ(E)
POLITIQUE**

The image features a repeating black zigzag pattern on a light pink background. The zigzag lines are thick and create a rhythmic, geometric design. The pattern is centered horizontally and vertically, with the word 'PERSONPAGE' overlaid in the middle.

PERSONPAGE

**PERSOΠΠΕ
PORTEUSE D'UN
HANDICAP**

The image features a repeating black zigzag pattern on a light pink background. The zigzag lines are thick and create a rhythmic, geometric design. The pattern is centered horizontally and vertically, with the word 'PERSONPAGE' overlaid in the middle.

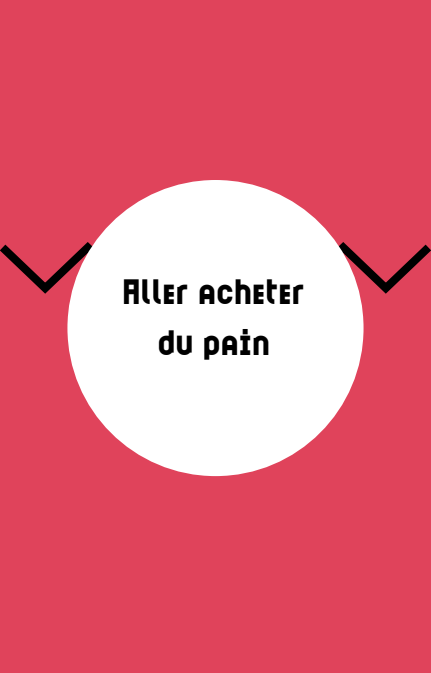
PERSONPAGE

A white circle is centered on a salmon-colored background. Inside the circle, the text "RELIGIEUX(SE)" is written in a bold, black, sans-serif font. A thick black zigzag line passes behind the circle, extending from the left edge to the right edge of the frame.

RELIGIEUX(SE)

The image features a solid pink background with a repeating black zigzag pattern. The zigzag lines are thick and create a rhythmic, geometric design across the entire frame. In the center of the image, the word "SITUATION" is written in a bold, black, sans-serif font.

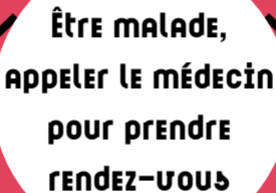
SITUATION

A white circle is centered on a red background. A thick black zigzag line passes through the circle, with one end on the left and one on the right. The text "ALLER ACHETER DU PAIN" is written in bold black capital letters inside the circle.

**ALLER ACHETER
DU PAIN**

The image features a solid pink background with a repeating black zigzag pattern. The zigzag lines are thick and create a rhythmic, geometric design across the entire frame. In the center of the image, the word "SITUATION" is written in a bold, black, sans-serif font.


SITUATION



**Être malade,
appeler le médecin
pour prendre
rendez-vous**

The image features a solid pink background with a repeating black zigzag pattern. The zigzag lines are thick and create a rhythmic, geometric design across the entire frame. In the center, the word "SITUATION" is written in a bold, black, sans-serif font.


SITUATION



**NÉGOCIER un prêt
AVEC
son banquier**

The image features a solid pink background with a repeating black zigzag pattern. The zigzag lines are thick and create a rhythmic, geometric design across the entire frame. In the center, the word "SITUATION" is written in a bold, black, sans-serif font.


SITUATION



**PROPOSER SES
SERVICES EN TANT
QUE BÉNÉVOLE**

The image features a solid pink background with a repeating black zigzag pattern. The zigzag lines are thick and create a rhythmic, geometric texture across the entire frame. In the center, the word "SITUATION" is written in a bold, black, sans-serif font.

SITUATION



**SE rendre
à la poste**

The image features a solid pink background with a repeating black zigzag pattern. The zigzag lines are thick and create a rhythmic, geometric design across the entire frame. In the center, the word "SITUATION" is written in a bold, black, sans-serif font.

SITUATION



**DEMANDER
UN PAPIER
D'IDENTITÉ**